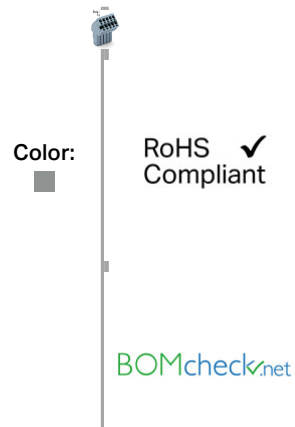


Data sheet | Item number: 769-114/022-000

1-conductor female plug; angled; 4 mm²; 14-pole

769-114/022-000



Item description

According to EN 61984, pluggable connectors without current interrupting capacity shall not be mated and unmated when live or under load.

Data

Electrical data

Ratings per IEC/EN 60664-1

Rated voltage (III / 3)	500 V
Rated impulse voltage (III / 3)	6 kV
Rated current	32 A

Connection data

Connection technology	CAGE CLAMP®
Actuation type	Operating tool
Connectable conductor materials	Copper
Nominal cross section	4 mm ²
Solid conductor	0.08 ... 4 mm ² / 28 ... 12 AWG
Fine-stranded conductor	0.08 ... 4 mm ² / 28 ... 12 AWG
Strip length	8 ... 9 mm / 0.31 ... 0.35 inch
No. of poles	14
Total number of connection points	14
Total number of potentials	14
Type of wiring	Front-entry wiring

Geometrical Data

Width	70 mm / 2.756 inch
Height	37.1 mm / 1.461 inch
Depth	26.5 mm / 1.043 inch
Module width	5 mm / 0.197 inch

Mechanical data

Marking level	Side marking
---------------	--------------

Plug connection

Contact type (pluggable connector)	Female connector/socket
Connector connection type	for conductors

Material Data



Color	gray
Insulating material	Polyamide 66 (PA 66)
Fire load	0.615 MJ
Weight	39.775 g

Commercial data

Country of origin	DE
GTIN	4044918547765
Customs Tariff No.	85366990990

Approvals / Certificates

Country specific Approvals

Logo	Approval	Additional Approval Text	Certificate name
	CCA DEKRA Certification B.V.	EN 60947	NTR NL-7626
	CCA DEKRA Certification B.V.	IEC 61984	NL-47799
	CCA DEKRA Certification B.V.	EN 61984	2190419.02
	CSA DEKRA Certification B.V.	C22.2 No. 158	1101144




KEMA/KEUR

DEKRA Certification B.V.



EN 60947

2190419.01

Ship Approvals




Logo	Approval	Additional Approval Text	Certificate name
	ABS American Bureau of Shipping	EN 60947	14- HG1293677- PDA

UL-Approvals

Logo	Approval	Additional Approval Text	Certificate name
	UR Underwriters Laboratories Inc.	UL 1059	E45172
	UR Underwriters Laboratories Inc.	UL 1977	E45171

Compatible products

Insulation stop

	Item no.: 769-470 Insulation stop; 0.08 - 0.2 mm ² "s" (0.14 mm ² "f-st"); 5 pieces/strip	769-470
	Item no.: 769-471 Insulation stop; 0.25 - 0.5 mm ² ; 5 pieces/strip	769-471
	Item no.: 769-472 Insulation stop; 0.75 - 1 mm ² ; 5 pieces/strip	769-472

Coding

**Item no.: 769-435**

769-435

Coding pin; for coding of female plugs; for carrier terminal blocks / male connectors

ferrule**Item no.: 216-101**

216-101

Ferrule; Sleeve for 0.5 mm² / AWG 22; uninsulated; electro-tin plated**Item no.: 216-102**

216-102

Ferrule; Sleeve for 0.75 mm² / AWG 20; uninsulated; electro-tin plated**Item no.: 216-103**

216-103

Ferrule; Sleeve for 1 mm² / AWG 18; uninsulated; electro-tin plated**Item no.: 216-104**

216-104

Ferrule; Sleeve for 1.5 mm² / AWG 16; uninsulated; electro-tin plated**Item no.: 216-201**

216-201

Ferrule; Sleeve for 0.5 mm² / 20 AWG; insulated; electro-tin plated**Item no.: 216-202**

216-202

Ferrule; Sleeve for 0.75 mm² / 18 AWG; insulated; electro-tin plated**Item no.: 216-203**

216-203

Ferrule; Sleeve for 1 mm² / AWG 18; insulated; electro-tin plated**Item no.: 216-204**

216-204

Ferrule; Sleeve for 1.5 mm² / AWG 16; insulated; electro-tin plated**Item no.: 216-206**

216-206

Ferrule; Sleeve for 2.5 mm² / AWG 14; insulated; electro-tin plated**Item no.: 216-301**

216-301

Ferrule; Sleeve for 0.25 mm² / AWG 24; insulated; electro-tin plated**Item no.: 216-302**

216-302

Ferrule; Sleeve for 0.34 mm² / 22 AWG; insulated; electro-tin plated**Protective Warning Marker****Item no.: 280-415**

280-415

Protective warning marker; with high-voltage symbol, black; for 5 terminal blocks

Male plug**Item no.: 769-614**

769-614

1-conductor male connector; 4 mm²; Pin spacing 5 mm; 14-pole**Item no.: 769-614/001-000**

769-614

1-conductor male connector; Snap-in mounting feet; 4 mm²; Pin spacing 5 mm; 14-pole

/001-000

**Item no.: 769-614/002-000**

769-614

1-conductor male connector; clamping collar; 4 mm²; Pin spacing 5 mm; 14-pole
















/002-000
















**Item no.: 769-614/004-000**
















769-614












1-conductor male connector; Feedthrough flange; 4 mm²; Pin spacing 5 mm; 14-pole

/004-000

	Item no.: 769-614/005-000 1-conductor male connector; Snap-in flange; 4 mm ² ; Pin spacing 5 mm; 14-pole	769-614 /005-000
	Item no.: 769-614/006-000 1-conductor male connector; Snap-in flange; 4 mm ² ; Pin spacing 5 mm; 14-pole	769-614 /006-000
	Item no.: 769-644 THT male header; 1.0 x 1.0 mm solder pin; straight; Pin spacing 5 mm; 14-pole	769-644
	Item no.: 769-644/003-000 THT male header; 1.0 x 1.0 mm solder pin; straight; clamping collar; Pin spacing 5 mm; 14-pole	769-644 /003-000
	Item no.: 769-644/004-000 THT male header; 1.0 x 1.0 mm solder pin; straight; Pin spacing 5 mm; 14-pole	769-644 /004-000
	Item no.: 769-644/007-000 THT male header; 1.0 x 1.0 mm solder pin; straight; clamping collar; Pin spacing 5 mm; 14-pole	769-644 /007-000
	Item no.: 769-674 THT male header; 1.0 x 1.0 mm solder pin; straight; Pin spacing 5 mm; 14-pole	769-674
	Item no.: 769-674/003-000 THT male header; 1.0 x 1.0 mm solder pin; straight; clamping collar; Pin spacing 5 mm; 14-pole	769-674 /003-000
	Item no.: 769-674/004-000 THT male header; 1.0 x 1.0 mm solder pin; straight; Pin spacing 5 mm; 14-pole	769-674 /004-000
Strain relief plate		
	Item no.: 769-1614 Strain relief housing	769-1614
	Item no.: 769-414 Strain relief plate	769-414
Marking accessories		
	Item no.: 2009-115 WMB-Inline; for Smart Printer; on reel; stretchable 5 - 5.2 mm; plain; snap-on type	2009-115
	Item no.: 2009-115/000-002 WMB-Inline; for Smart Printer; on reel; stretchable 5 - 5.2 mm; plain; snap-on type	2009-115 /000-002
	Item no.: 2009-115/000-006 WMB-Inline; for smartPRINTER; on reel; stretchable 5 - 5.2 mm; plain; snap-on type	2009-115 /000-006
	Item no.: 2009-115/000-007 WMB-Inline; for Smart Printer; on reel; stretchable 5 - 5.2 mm; plain; snap-on type	2009-115 /000-007

	Item no.: 2009-115/000-012 WMB-Inline; for smartPRINTER; on reel; stretchable 5 - 5.2 mm; plain; snap-on type	/000-012	2009-115
	Item no.: 2009-115/000-017 WMB-Inline; for Smart Printer; on reel; stretchable 5 - 5.2 mm; plain; snap-on type	/000-017	2009-115
	Item no.: 2009-115/000-023 WMB-Inline; for Smart Printer; on reel; stretchable 5 - 5.2 mm; plain; snap-on type	/000-023	2009-115
	Item no.: 2009-115/000-024 WMB-Inline; for smartPRINTER; on reel; stretchable 5 - 5.2 mm; plain; snap-on type	/000-024	2009-115
	Item no.: 2009-145 Mini-WSB Inline; for Smart Printer; on reel; stretchable 5 - 5.2 mm; plain; snap-on type		2009-145
	Item no.: 2009-145/000-002 Mini-WSB Inline; for Smart Printer; on reel; stretchable 5 - 5.2 mm; plain; snap-on type	/000-002	2009-145
	Item no.: 2009-145/000-005 Mini-WSB Inline; for Smart Printer; on reel; stretchable 5 - 5.2 mm; plain; snap-on type	/000-005	2009-145
	Item no.: 2009-145/000-006 Mini-WSB Inline; for Smart Printer; on reel; stretchable 5 - 5.2 mm; plain; snap-on type	/000-006	2009-145
	Item no.: 2009-145/000-007 Mini-WSB Inline; for Smart Printer; on reel; stretchable 5 - 5.2 mm; plain; snap-on type	/000-007	2009-145
	Item no.: 2009-145/000-012 Mini-WSB Inline; for Smart Printer; on reel; stretchable 5 - 5.2 mm; plain; snap-on type	/000-012	2009-145
	Item no.: 2009-145/000-023 Mini-WSB Inline; for smartPRINTER; on reel; stretchable 5 - 5.2 mm; plain; snap-on type	/000-023	2009-145
	Item no.: 2009-145/000-024 Mini-WSB Inline; for Smart Printer; on reel; stretchable 5 - 5.2 mm; plain; snap-on type	/000-024	2009-145
	Item no.: 248-501 Miniature WSB Quick marking system; plain; Marker width 5 mm; 10 strips with 10 markers per card		248-501
	Item no.: 248-501/000-002 Mini-WSB marking card; as card; not stretchable; plain; snap-on type	/000-002	248-501
	Item no.: 248-501/000-005 Mini-WSB marking card; as card; not stretchable; plain; snap-on type	/000-005	248-501

	Item no.: 248-501/000-006 Mini-WSB marking card; as card; not stretchable; plain; snap-on type	/000-006	248-501
	Item no.: 248-501/000-007 Mini-WSB marking card; as card; not stretchable; plain; snap-on type	/000-007	248-501
	Item no.: 248-501/000-012 Mini-WSB marking card; as card; not stretchable; plain; snap-on type	/000-012	248-501
	Item no.: 248-501/000-017 Mini-WSB marking card; as card; not stretchable; plain; snap-on type	/000-017	248-501
	Item no.: 248-501/000-023 Mini-WSB marking card; as card; not stretchable; plain; snap-on type	/000-023	248-501
	Item no.: 248-501/000-024 Mini-WSB marking card; as card; not stretchable; plain; snap-on type	/000-024	248-501
	Item no.: 793-501 WMB marking card; as card; not stretchable; plain; snap-on type		793-501
	Item no.: 793-501/000-002 WMB marking card; as card; not stretchable; plain; snap-on type	/000-002	793-501
	Item no.: 793-501/000-005 WMB marking card; as card; not stretchable; plain; snap-on type	/000-005	793-501
	Item no.: 793-501/000-006 WMB marking card; as card; not stretchable; plain; snap-on type	/000-006	793-501
	Item no.: 793-501/000-007 WMB marking card; as card; not stretchable; plain; snap-on type	/000-007	793-501
	Item no.: 793-501/000-012 WMB marking card; as card; not stretchable; plain; snap-on type	/000-012	793-501
	Item no.: 793-501/000-017 WMB marking card; as card; not stretchable; plain; snap-on type	/000-017	793-501
	Item no.: 793-501/000-023 WMB marking card; as card; not stretchable; plain; snap-on type	/000-023	793-501
	Item no.: 793-501/000-024 WMB marking card; as card; not stretchable; plain; snap-on type	/000-024	793-501

	Item no.: 793-5501 WMB marking card; as card; for terminal block width 5 - 17.5 mm; stretchable 5 - 5.2 mm; plain; snap-on type		793-5501
	Item no.: 793-5501/000-002 WMB marking card; as card; for terminal block width 5 - 17.5 mm; stretchable 5 - 5.2 mm; plain; snap-on type	/000-002	793-5501
	Item no.: 793-5501/000-005 WMB marking card; as card; stretchable 5 - 5.2 mm; plain; snap-on type	/000-005	793-5501
	Item no.: 793-5501/000-006 WMB marking card; as card; stretchable 5 - 5.2 mm; plain; snap-on type	/000-006	793-5501
	Item no.: 793-5501/000-007 WMB marking card; as card; stretchable 5 - 5.2 mm; plain; snap-on type	/000-007	793-5501
	Item no.: 793-5501/000-012 WMB marking card; as card; stretchable 5 - 5.2 mm; plain; snap-on type	/000-012	793-5501
	Item no.: 793-5501/000-017 WMB marking card; as card; stretchable 5 - 5.2 mm; plain; snap-on type	/000-017	793-5501
	Item no.: 793-5501/000-023 WMB marking card; as card; stretchable 5 - 5.2 mm; plain; snap-on type	/000-023	793-5501
	Item no.: 793-5501/000-024 WMB marking card; as card; stretchable 5 - 5.2 mm; plain; snap-on type	/000-024	793-5501
check			
	Item no.: 210-136 Test plug; 2 mm Ø; with 500 mm cable		210-136
	Item no.: 210-137 Test plug; 2.3 mm Ø; with 500 mm cable		210-137

**Downloads
Documentation**

Bid Text

769-114/022-000	doc 26.6 kB	Download
-----------------	----------------	----------

CAD/CAE - Smart Data

CAD data



3D Download 769-114/022-000

URL

Download

Product family

X-COM

[Learn more about the product family.](#)

[Show all products from the family](#)

Subject to changes.
